


BGM1000 Series Barrier Gates with New Chassis Appearance



The BGM1000 Series of barrier gates adopts ZKTeco's interactive LED chassis design, programmable control panel, high-efficiency Brushless DC motor, and SCM421 material gear transmission structure. It has the advantages of fast speed, stable quality, rich function expansion, and so on. It is a much comprehensive barrier gate.

Key Features




DC24V brushless motor with encoder



Embedded programmable controller



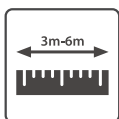
Automatic obstacle detection




Reversible boom direction



Adjustable opening and closing speed



Barrier arm's length from 3m to 6m



Streamline casing with LED




Emergency opening



Adjustable angle of rise/fall



Optional a heater system



Automatic delay closing



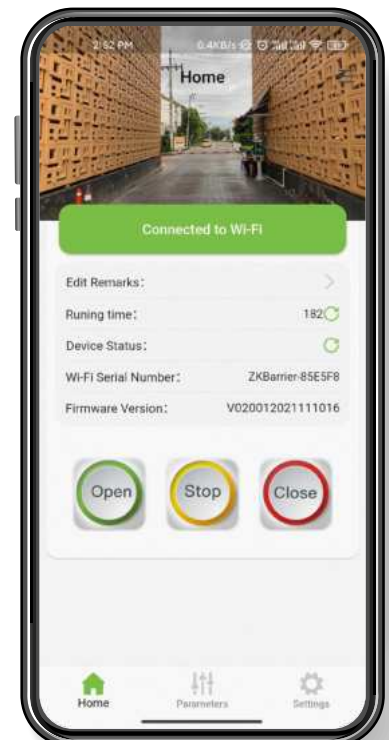
Backup battery connection



ZK Barrier APP

APP smart control

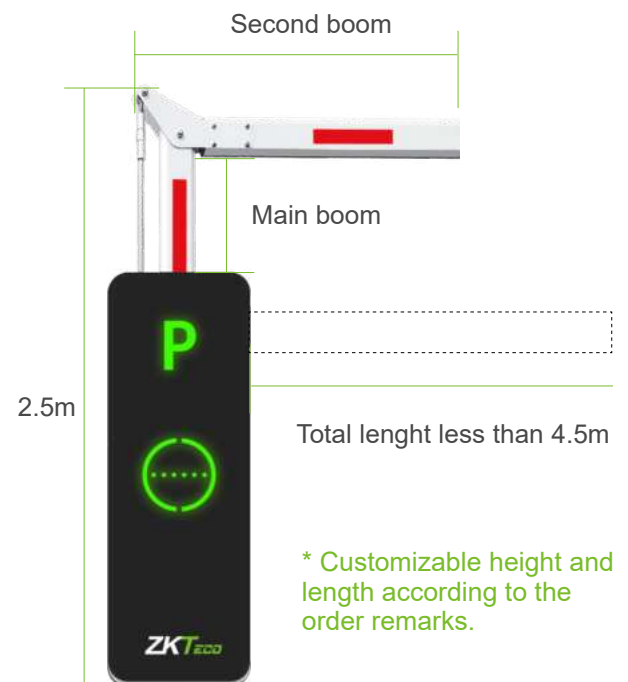
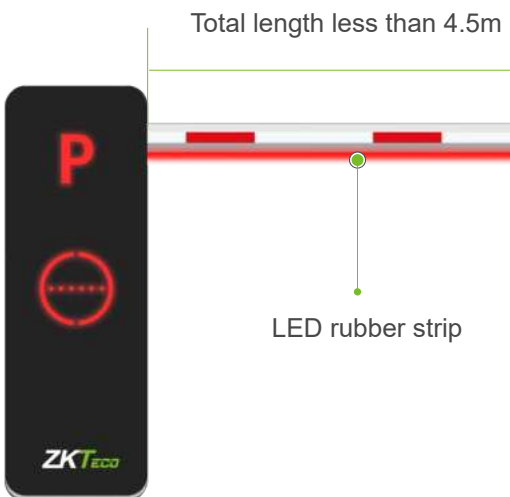
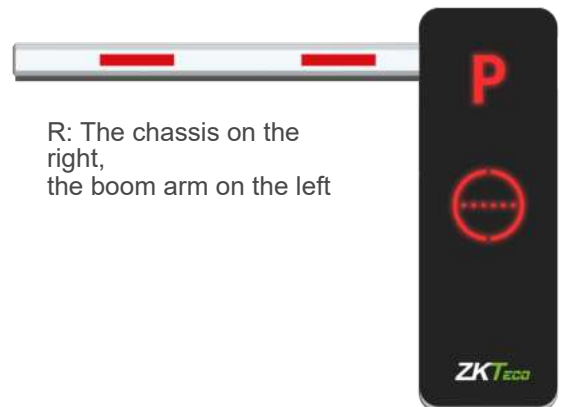
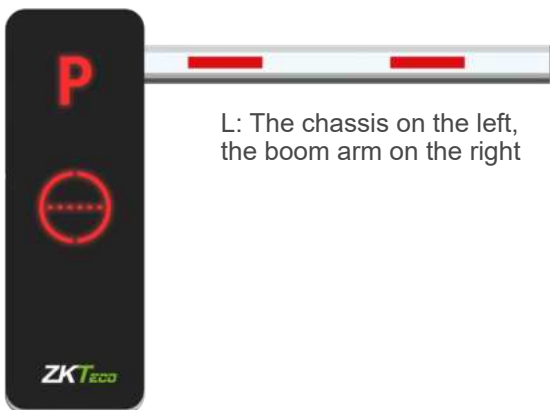
With the control of ZKBarrier APP It is easier to debug and setup.



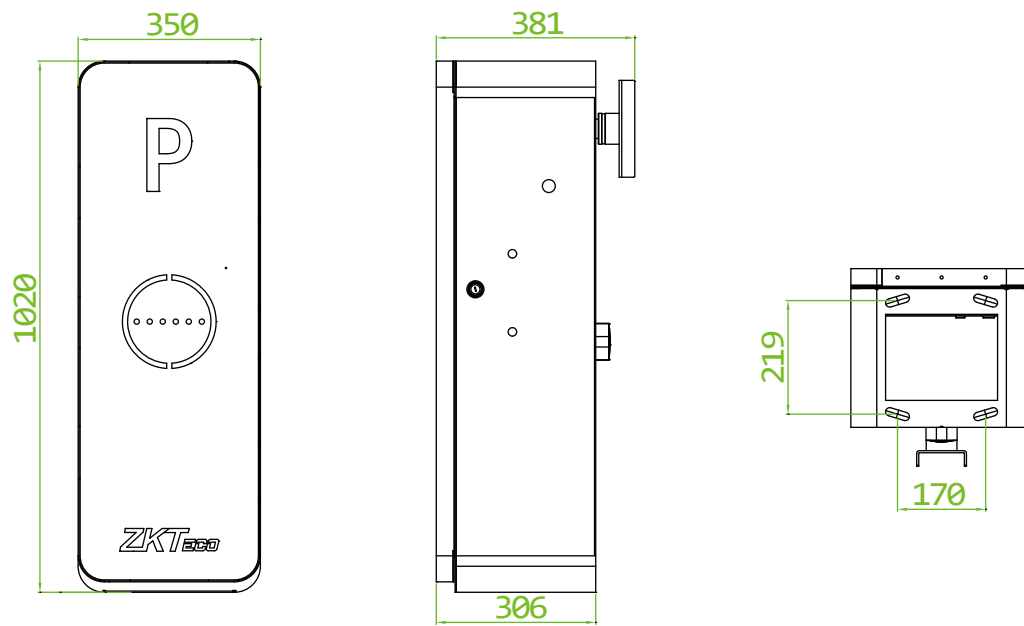
Specifications

Model	BGM1030L/R	BGM1045L/R	BGM1060L/R	BGM1045L/R-LED	BGM1145L/R-90
Operating Speed	1.5s	2.5s	5s	2.5s	2.5s
Boom Arm Length	3m	4.5m	6m	4.5m	4.5m
Boom Arm Type	Straight boom	Telescopic boom		Straight boom with LED	Folding boom
Chassis Dimensions (W*L*H)	350*300*1020 (mm)				
Motor Type	DC 24V brushless motor				
Motor MCBF	3 million times				
Output Power	120W				
Rated Current	6A				
Power Supply	AC 220V, 50Hz / AC 110V, 60Hz				
Remote Control Distance	≤30m				
Operating Temperature	-35°C to 70°C				
Operating Humidity	<90%				
Chassis Weight	45kg				

Directions



Dimensions (mm)



Related Products

