



Standard

Comply with ANSI/EIA RS-310-D, DIN41497 part 1, IEC297-2, DIN41494 part 7, GBIT3047.2-92 standard.

Feature

19 inch width standard;

Removable Side Panels, side locks optional;

Knock off hole for entering cable on both top cover, bottom panel,real panel

Turning angle of front door is over 180 degrees

Easy mounting installation

Unassembled package saving shipping space

fan,shelf,PDU are optional

Loading Capacity

800KG

Degree of Protection

IP20

Material

SPCC Cold Rolled Steel

Thickness:2.0mm-1.2mm-1.0mm

Surface Finish:

Powder coating


Cabinet details



Handle lock



Fan group optional



Zinc plated mounting profile
U mark



Removable side panels
(Side lock optional)

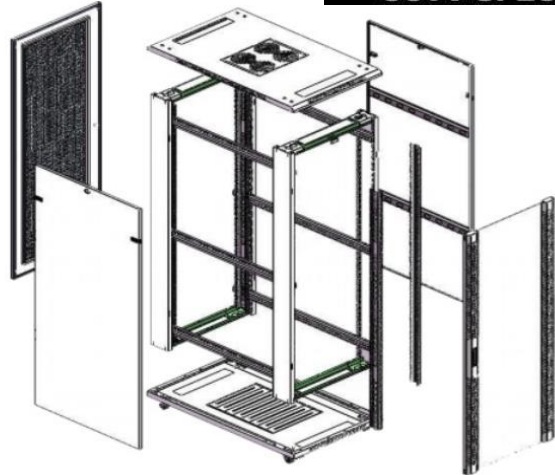
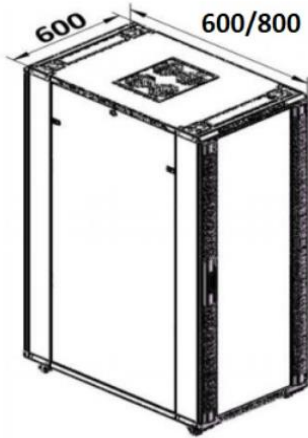


Cable entrance on rear panel

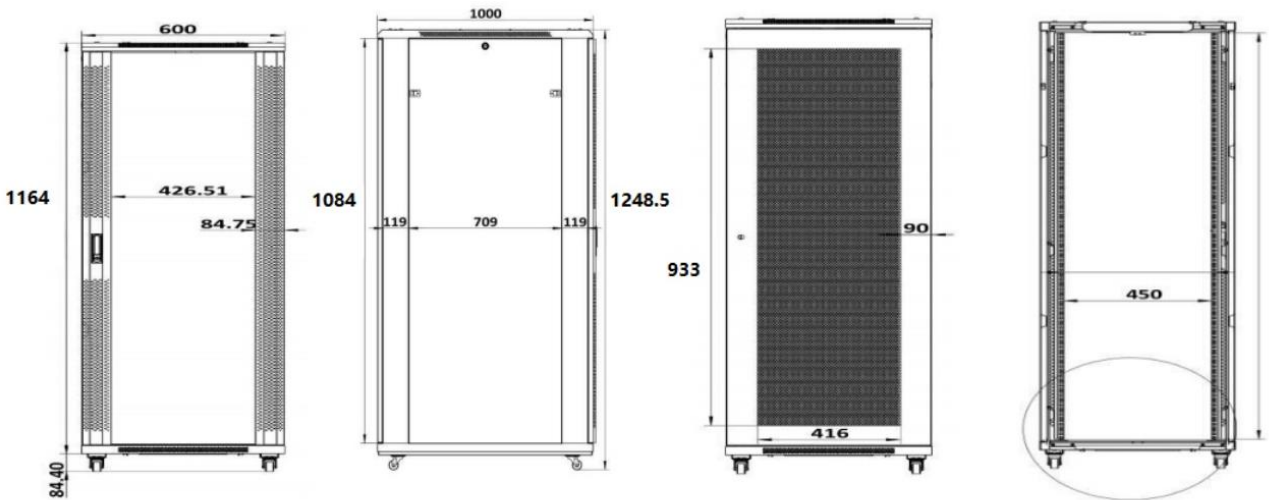


Ground wire optional

A Series Floor Standing Server Rack



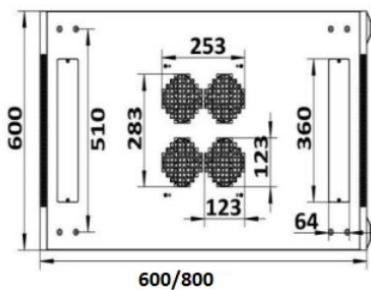
Main dimension 22U



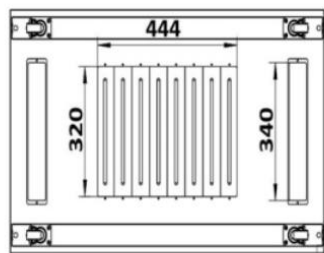
Front (Toughened glass)

Side

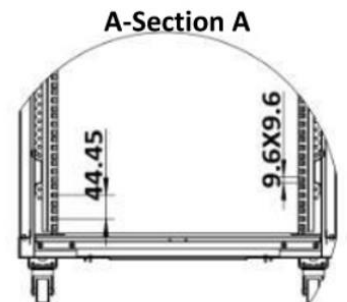
Back



TOP



BOTTOM



A-Section A

Specification:

Model No.	Capacity	Width	Depth	Height	Volume	Standard Accessories
	(U)	(mm)	(mm)	(mm)	(CBM)	
AS.6622	22	600	600	1166	0.146	3 Fixed Shelf, 2 Fans, 1 PDU (6 ways)

A Series Floor Standing Server Rack

Main Parts

S/N	Specification	Quantity	Unit	Material	Surface Finish	Remark
1	Frame	2	Piece	SPCC cold rolled steel t1.0	Powder coated	
2	Side panel	2	Piece	SPCC cold rolled steel t1.0	Powder coated	
3	Top cover	1	Piece	SPCC cold rolled steel t1.2	Powder coated	
4	Bottom panel	1	Piece	SPCC cold rolled steel t1.2	Powder coated	
5	Mounting profile	4	Piece	SPCC cold rolled steel t2.0	Zinc plated	
6	Mounting rail	4/6	Piece	SPCC cold rolled steel t1.2	Powder coated	
7	Front door	1	Piece	5MM toughened glass door/SPCC t1.2	Powder coated	
8	Back door	1	Piece	Single open mesh vented door t1.2	Powder coated	
9	Castors	4	Piece			
10	Leveling feet	4	Piece			
11	Lock	2	Piece			with 2 keys
12	M6 Square nut	30	Piece	Steel	Color Zinc	
13	M6 B-head screw	30	Piece	Steel	Color Zinc	
14	Allen wrench	1	Piece	Steel	Color Zinc	

Definition of door

Model No.	Front door	Rear door
AS	Toughened glass door with round vented border(Handle Lock)	Mesh vented door(Handle Lock)

